

No Child Left Behind

Federal law requires accountability in 37 areas of student achievement. A full report for our school can be found at


<http://reportcard.ospi.k12.wa.us>

The Yakima Valley Regional Library, located at 5709 Summitview Avenue, has computers available for public use.

Parents may request from the school principal information regarding the professional qualifications of their student's classroom teacher and paraprofessionals. During the past school year all core academic classes were taught by teachers who met the Federal Standard of "Highly Qualified."

All of the schools in West Valley work for continuous improvement.

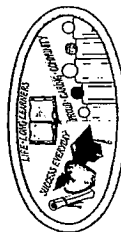
At West Valley Middle School, our goal is to have every student meet the state standard for their grade level in each academic area. Our staff works collaboratively to help students reach those goals.



The West Valley School District complies with all federal and state rules and regulations and does not discriminate on the basis of race, color, national origin, gender, or disability. This holds true for all students who are interested in participating in educational programs and/or extracurricular school activities. Inquiries regarding compliance and/or grievance procedures may be directed to the school district's Title IX/RCW 28A.640 Officer and Section 504 ADA Coordinator: John King, 8902 Zier Road, Yakima, WA 98908, (509) 972-6016.

This report fulfills the requirements of Federal and State Law CESEA Section III(h)(2) and RCW 28A.655.110.

West Valley Middle School
1500 S. 75th Avenue
Yakima, WA 98908



WEST VALLEY SCHOOL DISTRICT

Non-Profit Org.
U.S. POSTAGE
PAID
Yakima, WA
Permit No. 88



West Valley
Middle School

Annual School Performance Report 2010-2011

Dear Parents and Community Members:

This is an exciting time for education in Washington. Schools are striving toward the highest academic standards, and we are seeing results. We have much to be proud of in our West Valley schools!

To help you see the effect of these standards at West Valley Middle School, we produced this School Performance Report.

We hope our Performance Report will prompt more conversation in our community about the many good things that are occurring here and encourage your participation to make our school and school district even better places for teaching and learning.

Sincerely,
Dave Jaeger, Principal



West Valley Middle School

2010-2011 Dave Jaeger, Principal 1500 S. 75nd Avenue, Yakima WA 98908 (509) 972-5700

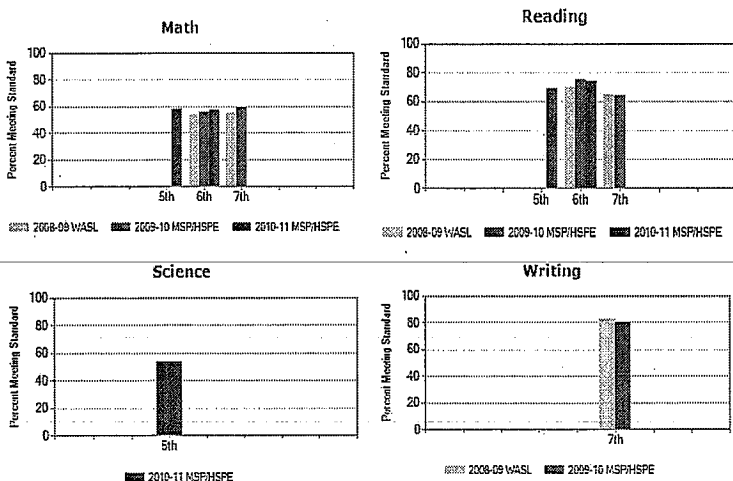
About Our School

West Valley Middle School opened its doors in the fall of 1996. We changed our grade levels last year, moving from a 6th-7th grade building to a 5th-6th grade building. This change brought new challenges for us including the transitioning of the 5th grade teachers and helping our new 5th grade students have a positive experience in a school with a much larger student population than they have had in their earlier school life. We have an enrollment of approximately 825 this year. Our students experience a rigorous academic atmosphere along with opportunities like Math Olympiad, Geography Bee and several Band/Choir Concerts. Our students consistently place high when judged against other schools in these competitions. We have after-school activities for our students that include 3-on-3 basketball, cooking, ultimate frisbee, floor hockey, flag football and wiffle ball.

Our Mission

The mission of West Valley Middle School, a community of learners dedicated to understanding, respecting and meeting the unique needs of the middle-level child, is to ensure all students explore, recognize, and develop their skills, talents, and abilities to help them become responsible, contributing citizens by providing opportunities for success in a caring, safe learning environment strengthened through partnerships among school, family and community.

Student Achievement Trends

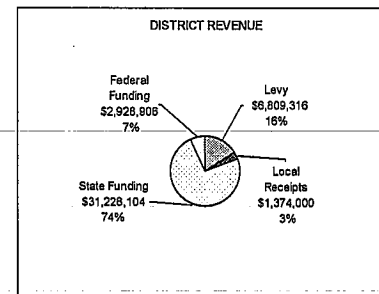


Demographics

Students	School	District
Enrollment		
October 2010 Student Count	843	4,959
May 2010 Student Count	846	4,918
Gender		
Male	52.6%	52.8%
Female	47.4%	47.2%
Ethnicity		
American Indian or Alaskan Native	0.8%	0.9%
Asian	2.4%	2.2%
Asian or Pacific Islander	2.4%	0.0%
Black	1.1%	1.2%
Hispanic	21.7%	20.9%
White	72.5%	73.1%
Special Programs (% of total enrollment)		
Free or Reduced Lunch (May 2011)	43.0%	38.9%
Special Education (May 2011)	13.7%	13.7%
Transitional Bilingual (May 2011)	2.1%	2.8%
Migrant (May 2011)	2.1%	1.5%
Staff		
Classroom Teachers	42	252
Average Years of Teaching Experience	12.1	12.7
Certificated Staff with Master's Degree	81.0%	65.9%
Achievement Factors		
Parent-Teacher Conference Participation	90%	
Unexcused Absences	0.0%	
Learning Environment		
Pack Parent Membership	30	
Student Suspensions	68	
Weapons Incidents	1	
Computers	213	

Financial Resources

With the support of our Community, the two-year maintenance and operation levy that was approved by the voters in 2010 is able to provide many essential services that are not funded by the State. In addition, local levy funds provide enhanced instructional programs and additional curriculum materials for students. The levy represents 16% of the District's revenue, while the State provides 74% and the federal government provides 7%. The remaining 3% is generated from local receipts.



Per Pupil District Expenditure: \$9,209
 2011-12 District Budget: \$43,476,219
 Levy 2012: \$6,900,000